



POWERED BY
SOLAR

The company reserves the rights of updating and interpretation.




Powered by Solar

Sales E-mail: solar@invt.com.cn Service E-mail: solar-service@invt.com.cn
2nd Floor, Block B, INVT Guangming Technology Building, Songbai Road, Matian,
Guangming District, Shenzhen, China

(2024.03 V1.0)

www.invt-solar.com

SOLAR INVERTER
CATALOG



CONTENT

Company Introduction	01
Energy Storage Solution	03
EV Charging Solution	17
On-Grid PV Solution	27
Off-Grid PV Solution	43
Accessory	49
Monitoring Solution	51
Monitoring	52
Applications	53

COMPANY PROFILE

ABOUT US

INVT (Shenzhen INVT Electric Co.,Ltd) was established in 2002, and is the first A-share listed company (Stock code: SZ 002334) in Shenzhen Stock Exchange in the industry. Our business covers industry automation, electric vehicle, network power. INVT owns 15 subsidiaries and more than 4500 employees.

INVT Solar (INVT Solar Technology (Shenzhen) Co.,Ltd.), is a professional solar inverters manufacturer and national high-tech enterprise. Founded in 2015, it is a wholly-owned subsidiary of INVT. It mainly offers PV inverter solutions and energy storage systems for commercial & industrial, and residential applications. Relying on INVT's strong 22-year of operating strength, INVT Solar has great advantages in R&D, production, sales and service, can provide all-round support to customers. Now our inverters are used in power installations in over 100 countries. In the Low-Carbon Age, INVT Solar is committed to providing smart products and services to develop clean energy.

CORE INDUSTRY BASE



Shenzhen Guangming Scientific Industrial Park

The headquarter and incubator of new products and business R&D.



Shenzhen Fuyong Industrial Park

Core industry base and manufacturing center in South China.



Suzhou Industrial Park

Core industry base and R&D center in East China.

R&D INNOVATION

INVT regards research and development innovation as vitality of the company. In order to make the products and solutions of INVT more and more perfect, INVT builds the core competitiveness of the company and creates value for customers and society through strategic implementation such as independent innovation, operational excellence management and human resource development.



10%+
R&D Investment/
Revenue



35%+
R&D Staff



1400+
Patents



22 Years
Technical
Accumulation



10
R&D Centers

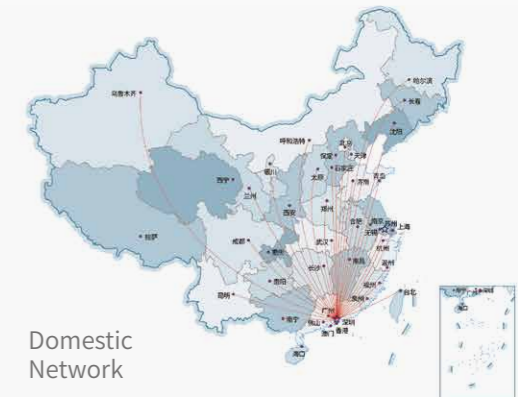
MARKETING & SERVICE NETWORK

INVT global sales team provides customers with professional and efficient pre-sale, in sale and after-sale services, and enhances the added value of the brand with high-quality services.

Email: solar@invt.com.cn



Global Network



Domestic Network

INVT MILESTONE

- 2002
 - Founded
 - 1 st gen. of VFDs launched

- 2005
 - Vector VFDs launched

- 2006
 - Started to explore overseas Market

- 2009
 - Awarded as national Key High-tech Enterprise

- 2010
 - Listed on Shenzhen stock market(002334)
 - India subsidiary established
 - Stepped into UPS and rail transit business

- 2011
 - Annual sales over \$100 million
 - Set out to explore the business in servo, PLC and power sectors

- 2014
 - Suzhou Industrial Park Phase I came into service
 - Stepped into electric vehicle business

- 2017
 - Won transportation system project for Shenzhen metro
 - Won the "Chinese Outstanding Patented Invention" award
 - Annual sales over \$300 million

- 2018
 - Guangming headquarter came into service
 - No. 1 market share in Vietnam

- 2020
 - Won the "National Science and Technology Major Project of the Ministry of Science and Technology of China award"

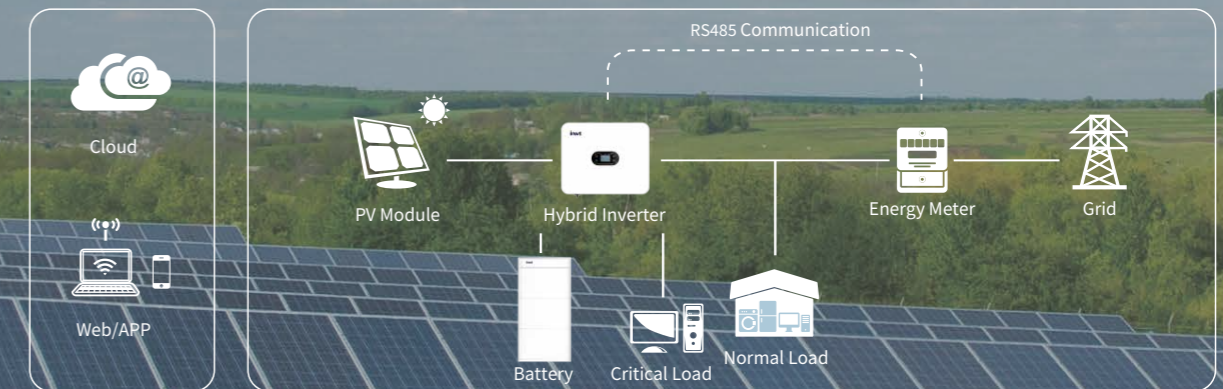
- 2022
 - Future-oriented strategic reform

- 2021
 - IABG Founded; LTC regrouped
 - EV Drive subsidiary merged with EV Charging Subsidiary

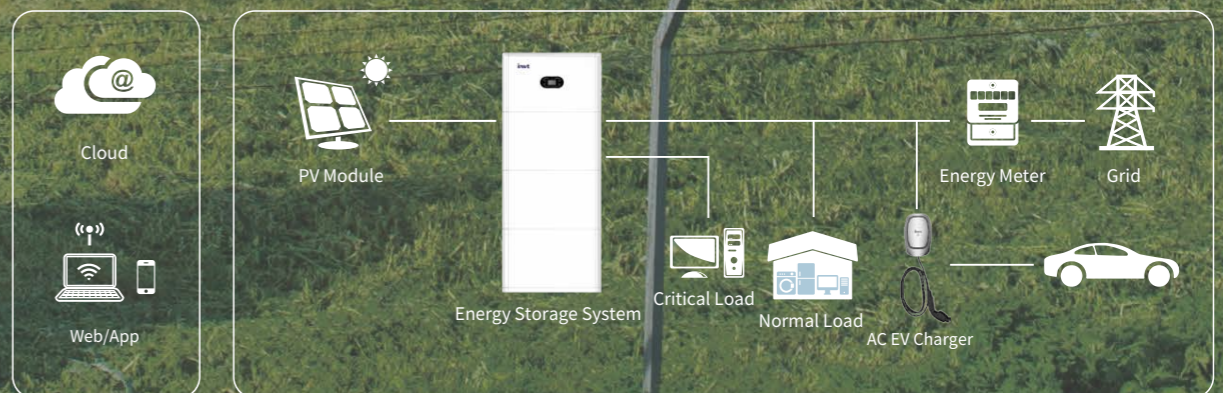


Energy Storage Solution

Residential Storage System



Smart Home Energy Storage Solution



XD3-6KTL

Single Phase Hybrid Inverter



Efficient Higher Revenue

- Max. Efficiency 97.5%
- Max. PV Input Voltage 600V
- 150% Peak Output Power
- 2 MPP Trackers, 150% DC Input Oversizing
- Max. PV Input Current 16A, Compatible with High Power Modules



Intelligent Simple O&M

- IP66 Protection Degree: support outdoor installation
- Smart I-V Curve Diagnosis Function: locate PV string faults accurately and automatically detect faults
- DC & AC Type II SPD: prevent lightning damage
- Battery Reverse Connection Protection



Flexible Abundant Configuration

- Plug & Play, EPS Switching Under 10ms
- Compatible with Lead-acid and Lithium Batteries
- Supports multiple units in parallel
- AFCI Function (Optional): when an arc-fault is detected the inverter immediately stops operation

	XD3KTL	XD3K6TL	XD4KTL	XD4K6TL	XD5KTL	XD6KTL
Input (PV)						
Max. PV Input Power	4.5kW	5.4kW	6kW	6.9kW	7.5kW	9kW
Max. PV Input Voltage	600V					
Start-up Voltage	100V					
Rated Voltage	360V					
MPPT Voltage Range	100V ~ 550V					
Number of MPP Trackers	2					
Number of String per MPPT	1 / 1					
Max. Current per MPPT	16A					
Max. Short Circuit Current per MPPT	24A					
Output (AC)						
Rated Output Power	3kVA	3.68kVA	4kVA	4.6kVA	5kVA	6kVA
Max. Output Power	3.3kVA	3.68kVA	4.4kVA	4.6kVA	5.5kVA	6kVA
Max. Output Current	15A	16A	20A	20.9A	22.7A	27.3A
Rated Voltage	230V					
Rated Frequency	50Hz / 60Hz					
THDi(@Rated Power)	< 3%					
Power Factor	0.8 leading ~ 0.8 lagging					
Output (EPS)						
Max. Output Power	3kVA	3.68kVA	4kVA	4.6kVA	5kVA	6kVA
Max. Output Current	15A	16A	20A	20.9A	22.7A	27.3A
Peak Output Power, Time	4.5kW,10s	5.5kW, 10s	6kW, 10s	6.9kW, 10s	7.5kW, 10s	7.5kW, 10s
Rated Voltage, Frequency	230V, 50Hz					
THDv (@Rated Power)	< 3%					
Switch Time	< 10ms					
Battery						
Battery Type	Lithium, Lead-acid					
Battery Voltage Range	40V ~ 60V					
Max. Charge / Discharge Current	100A					
Communication	CAN					
Efficiency						
Max. Efficiency	97.50%					
EU Efficiency	97.20%					
Battery Charge / Discharge Efficiency	95.00%					
Protection						
DC Switch	Yes					
DC Reverse Polarity Protection	Yes					
Anti-islanding Protection	Yes					
AC Short Circuit Protection	Yes					
Residual Current Monitoring	Yes					
Insulation Resistance Monitoring	Yes					
Ground Fault Monitoring	Yes					
Over Current / Voltage Protection	Yes					
Battery Soft Start Protection	Yes					
Surge Protection	Type II					
AFCI Protection	Optional					
Communication						
Display	LCD					
Communication	RS485 / CAN / WIFI / 4G / LAN / Bluetooth					
Standard Compliance						
Certification	IEC/EN 62109-1/2, IEC/EN 61000-6-1/3, IEC61727/IEC62116, EN50549, CE10-21, C10/C11, VDE4105, VDE0126, G98/99, RD244, UNE217001, UNE217002, AS4777, NRS097-2-1					
General Data						
Dimension (W x H x D)	490 x 395 x 200 mm					
Weight	20kg					
Operating Temperature Range	-30°C ~ +60°C					
Cooling Method	Natural					
Protection Degree	IP66					
Max. Operating Altitude	4000m					
Noise	≤ 25dB					
Relative Humidity	0~100%					
Self-consumption	< 10W					
Topology	High Frequency Insolation (For battery)					

XD5-12KTR

Three Phase Hybrid Inverter



Efficient Higher Revenue

- 160% DC input oversizing, Max. PV input current 20A
- Max. charge/discharge current 50A
- 110% output power oversizing, 200% peak output power



Intelligent Simple O&M

- Smart I-V Curve Diagnosis Function: locate PV string faults accurately and automatically detect faults
- IP66 protection: support outdoor installation
- DC & AC type II SPD: prevent lightning damage




Flexible Abundant Configuration

- Plug & play, EPS switching under 10ms
- AFCI function (optional): when an arc-fault is detected the inverter immediately stops operation
- Multiple working modes

	XD5KTR	XD6KTR	XD8KTR	XD10KTR	XD12KTR
Input (PV)					
Max. Input Power	8kW	9.6kW	12.8kW	16kW	19.2kW
Max. Input Voltage			1100V		
Start-up Voltage			160V		
Rated Voltage			600V		
MPPT Voltage Range			150V~1000V		
Number of MPP Trackers			2		
Number of String per MPPT			1 / 1		
Max. Current per MPPT			20A		
Max. Short Circuit Current per MPPT			40A		
Output (AC)					
Rated Output Power	5kVA	6kVA	8kVA	10kVA	12kVA
Max. Output Power	5.5kVA	6.6kVA	8.8kVA	11kVA	13.2kVA
Max. Output Current	7.2A	8.7A	11.6A	14.5A	17.4A
Rated Grid Voltage			230Vac / 400Vac		
Rated Grid Frequency			50Hz / 60Hz		
THDi(@Rated Power)			< 2%		
Power Factor			0.8 leading ~ 0.8 lagging		
Output (EPS)					
Max. Output Power	5.5kVA	6.6kVA	8.8kVA	11kVA	13.2kVA
Peak Output Power, Time	10kW, 60s	12kW, 60s	16kW, 60s	20kW, 60s	20kW, 60s
Rated Voltage, Frequency			230V / 400V, 50Hz		
THDv(@Rated Power)			< 3%		
Switch Time			< 10ms		
Battery					
Battery Type			Lithium / Lead-acid		
Battery Voltage Range			120V ~ 600V		
Max. Charge / Discharge Current			50A		
Communication			CAN / RS485		
Efficiency					
Max. Efficiency		98.20%		98.40%	
European Efficiency		97.60%		97.80%	
Battery Charge / Discharge Efficiency		97.60%		97.80%	
Protection					
DC Switch			Yes		
DC Reverse Polarity Protection			Yes		
Anti-islanding Protection			Yes		
AC Short Circuit Protection			Yes		
Residual Current Monitoring			Yes		
Insulation Resistance Monitoring			Yes		
Ground Fault Monitoring			Yes		
Over Current / Voltage Protection			Yes		
I-V Curve Scan			Yes		
Battery Soft Start Protection			Yes		
Surge Protection			Type II		
AFCI Protection			Optional		
Communication					
Display			LCD		
Communication			RS485 / CAN / WIFI / 4G / LAN / Bluetooth		
General Data					
Dimension (W x H x D)			534 x 440 x 220 mm		
Weight			<30kg		
Operating Temperature Range			-30°C ~ +60°C		
Cooling Method			Natural		
Protection Degree			IP66		
Max. Operating Altitude			4000 m		
Noise			< 35dB		
Relative Humidity			0~100%		
Self-consumption			< 10W		
Topology			Transformerless		

XD3-6KTL-AIO

Energy Storage System



Efficient Higher Revenue

- Max. efficiency 97.5%
- 2 MPP trackers, 160% DC input oversizing
- Max. charging/discharging current 100A for faster power backup
- Max. PV input current 16A, compatible with high-power modules



Reliable Worry-Free

- DC & AC Type II SPD: prevent lightning damage
- High ingress protection rating of IP65: supports outdoor installation
- Smart I-V Curve Diagnosis Function: locate PV string faults accurately and automatically detect faults
- EPS Switching Under 10ms, UPS-level switching

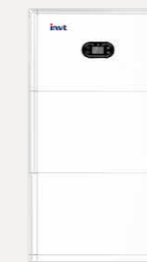


Flexible Abundant Configuration

- Easy-install, quick-stack design
- Modular design allows for scalability and customization
- Multiple working modes and support parallel access to PV, batteries, normal loads, EV chargers, and grids
- Support RS485/CAN/WiFi/4G/LAN/Bluetooth optional: remote monitoring and operation via PC or mobile phones

Technical Data

System Schematic



Input (Battery)

Battery Type	LFP		
Battery Energy	5.12kWh	10.24kWh	15.36kWh
Number of Batteries	1	2	3
Dimension (W x H x D)	640 x 875 x 210 mm	640 x 1250 x 210 mm	640 x 1625 x 210 mm
Battery Voltage	51.2V		
Voltage Range	43.2V ~ 56.16V		
Max. Charging / Discharging Current	100A		

Inverter Module

	XD3KTL-AIO	XD3K6TL-AIO	XD4KTL-AIO	XD4K6TL-AIO	XD5KTL-AIO	XD6KTL-AIO
--	------------	-------------	------------	-------------	------------	------------

Input (PV)

Max. PV Input Power	4.5kW	5.4kW	6kW	6.9kW	7.5kW	9kW
Max. PV Input Voltage	600V					
Start-up Voltage	100V					
MPPT Voltage Range	100V ~ 550V					
Number of MPP Trackers / String per MPPT	2 / 1					
Max. PV Input Current	16A					
Max. Short Circuit Current per MPPT	24A					

Output (AC)

Rated Output Power	3kW	3.68kW	4kW	4.6kW	5kW	6kW
Max. Output Power	3.3kVA	3.68kVA	4.4kVA	4.6kVA	5.5kVA	6kVA
Max. Output Current	15A	16A	20A	20.9A	22.7A	26.1A
Rated Voltage	230V					
Rated Frequency	50Hz / 60Hz					
THDi(@Rated Power)	< 3%					
Power Factor	0.8 leading ~ 0.8 lagging					

Output (EPS)

Max. Output Power	3kVA	3.68kVA	4kVA	4.6kVA	5kVA	6kVA
Max. Output Current	15A	16A	20A	20.9A	22.7A	30A
Peak Output Power, Time	4.5kW, 10s	5.5kW, 10s	6kW, 10s	6.9kW, 10s	7.5kW, 10s	7.5kW, 10s
Rated Voltage, Frequency	230V, 50Hz					
THDv(@Rated Power)	< 3%					
Switch Time	< 10ms					

Efficiency

Max. Efficiency	97.50%
EU Efficiency	97.20%
Max. Battery Charge/Discharge Efficiency	95.00%

Protection

Protection	DC Reverse Polarity Protection, Insulation Resistance Monitoring, Ground Fault Monitoring, Over Current / Over Voltage Protection, Battery Soft Start Protection
AFCI Protection	Optional
Surge Protection	Type II

General Data

Operating Temperature Range	-10°C ~ +45°C
Self-consumption	< 10W
Protection Degree	IP65
Relative Humidity	0 ~ 100%
Display	LCD
Communication	RS485 / CAN / WIFI / 4G / LAN / Bluetooth
Max. Operating Altitude	4000m
Cooling Method	Natural

GRP5.12-WLV

Low Voltage Battery



Easy Install

- Easy installation, plug and play design



Flexible

- Flexible capacity, Max.15pcs in parallel to extend capacity



Reliable

- Safe & reliable, Lithium Iron Phosphate (LFP) Cell




Smart O&M

- LED Display, SOC, Battery state

GRP5.12-WLV	
Battery Parameter	
Battery Cell	LiFePO ₄
Battery Energy	5120Wh
Nominal Capacity	100Ah
Depth of Discharge	80%
Nominal Voltage	51.2V
Voltage Range	43.2Vdc ~ 56.6Vdc
Nominal Charge / Discharge Current	50A
Max. Charge/Discharge Current	100A
Dimension (W x H x D)	520 x 470 x 141.5 mm
Weight	47.2kg
Installation	Wall-mounted / Floor-standing
Temperature of Charge	0 ~ 55°C
Temperature of Discharge	-20°C ~ +60°C
Protection Degree	IP65
Parallel Units	Up to 15
Communication Port	RS485, CAN
Display	LED
Operation Humidity	5% ~ 95%
Max. Operating Altitude	2000m
Cycle Life	6000@80% DOD, 25°C, 0.5C
Certification	CE, IEC, UN38.3, MSDS

GRP5.12-SLV

Low Voltage Battery



Easy Install

- Modular design, simplifies transport and installation



Wide TEMP

- Excellent temperature performance, temperature of discharge @-20°C ~ +60°C



Reliable

- Cobalt Free Lithium Iron Phosphate (LFP) Battery: maximum safety and life cycle



Flexible

- Capable of high-powered emergency-backup and Off-Grid function

	GRP5.12-S2LV	GRP5.12-S3LV	GRP5.12-S4LV
Battery Parameter			
Battery Cell	LiFePO ₄		
Battery System Capacity	10.24kWh	15.36kWh	20.48kWh
Module Number	2	3	4
Nominal Capacity	200Ah	300Ah	400Ah
Depth of Discharge	80%		
Nominal Voltage	51.2V		
Voltage Range	43.2Vdc ~ 56.16Vdc		
Nominal Charge / Discharge Current	100A		
Dimension (W x H x D)	640 x 890 x 200 mm	640 x 1255 x 200 mm	640 x 1620 x 200 mm
Weight	119kg	167kg	215kg
Installation	Stacked		
Temperature of Charge	0 ~ 55°C		
Temperature of Discharge	-20°C ~ +60°C		
Protection Degree	IP65		
Communication Port	RS485, CAN		
Display	LED		
Operation Humidity	5% ~ 95%		
Max. Operating Altitude	2000m		
Cycle Life	6000@80% DOD, 25°C, 0.5C		
Certification	CE, IEC, UN38.3, MSDS		

GRP2.56-SHV

High Voltage Battery



Easy Install

- Modular Design, simplifies transport and installation



Wide TEMP

- Excellent temperature performance, temperature of discharge @-20°C ~ +60°C



Reliable

- LFP Battery: Maximum Safety, Life Cycle and Power



Flexible

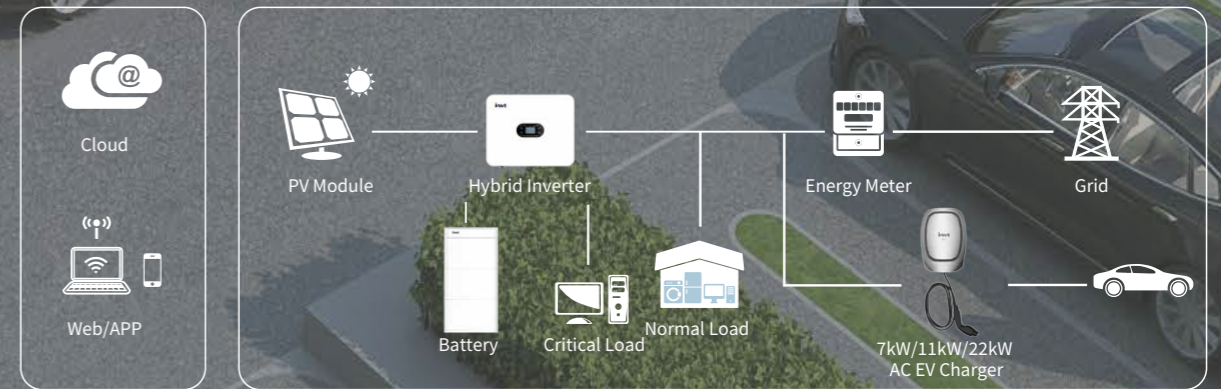
- High-voltage LiFePO₄ battery solution, Single module is 51.2V 50Ah 2.56kWh, 3 to 10 layers recommended

	GRP2.56-S3HV	GRP2.56-S4HV	GRP2.56-S5HV	GRP2.56-S6HV	GRP2.56-S7HV	GRP2.56-S8HV	GRP2.56-S9HV	GRP2.56-S10HV
--	--------------	--------------	--------------	--------------	--------------	--------------	--------------	---------------

Battery Parameter

Battery Cell	LiFePO ₄							
Battery System Capacity	7.68kWh	10.24kWh	12.8kWh	15.36kWh	17.92kWh	20.48kWh	23.04kWh	25.6kWh
Module number	3	4	5	6	7	8	9	10
Nominal Capacity	50Ah							
Depth of Discharge	90%							
Nominal Voltage	153.6V	204.8V	256V	307.2V	358.4V	409.6V	460.8V	512V
Voltage Range	129.6 ~ 168.48Vdc	172.8~224.64Vdc	216~280.8Vdc	259.2~336.96Vdc	302.4~393.12Vdc	345.6~449.28Vdc	388.8~505.44Vdc	432~561.6Vdc
Nominal Charge/Discharge Current	50A							
Dimension (W x H x D)	600 x 820 x 210 mm	600 x 980 x 210 mm	600 x 1140 x 210 mm	600 x 1300 x 210 mm	600 x 1460 x 210 mm	600 x 1620 x 210 mm	600 x 1780 x 210 mm	600 x 1940 x 210 mm
Weight	102.5kg	129kg	155.5kg	182kg	208.5kg	235kg	261.5kg	288kg
Installation	Stacked							
Temperature of Charge	0~55°C							
Temperature of Discharge	-20°C ~+60°C							
Protection Degree	IP65							
Communication Port	RS485, CAN							
Display	LED							
Operation Humidity	5~95%							
Max. Operating Altitude	2000m							
Cycle Life	6000@80% DOD,25°C ,0.5C							
Certification	CE, CB, UN38.3, MSDS							

EV Charging Solution



EVC16-AW7K/11K/22KGP1-UE

AC Wallbox Home-EU



Fast Charging

- Max. power up to 22kW
- Max. current up to 32A



Safe and Reliable

- IP54 rated
- Built-in residual current device(RCD)
- Type A+ 6mA DC leakage protection
- Multiple protection measures supported



Smart & Flexible

- DLB & ALM
- Integration with PV system
- Appointment activation
- Smart management with INVT EV Charging App



Easy to install

- Quick installation within 10 mins
- Easy maintenance



Convenient

- Remote firmware update & troubleshooting

	EVC16-AW7KGP1UE	EVC16-AW11KGP1UE	EVC16-AW22KGP1UE
Input & Output			
Input Voltage	230Vac±10% (L, N, PE)	400Vac±10% (L1, L2, L3, N, PE)	
Input Frequency	50Hz / 60Hz		
Output Voltage	AC230Vac±10%	AC400Vac±10%	AC400Vac±10%
Max. Output Power	7kW	11kW	22kW
Max. Output Current	≤ 32A	≤ 16A	≤ 32A
Charging Interface Standard	IEC / EN 62196 Series Type 2		
Connection Type	Plug		
Cable Length	4m		
Number of Charging Interface	1		
Protection			
Over Voltage Protection	Yes		
Under Voltage Protection	Yes		
Over Current Protection	Yes		
Short Circuit Protection	Yes		
Current Leakage Protection	Yes		
Over-temp Protection	Yes		
Ground-detect	Yes		
Function & Accessory			
Connectivity	WiFi		
User Authentication	RFID / APP		
RCD	Type A (≤ 30mA)		
Communication Protocol	OCPP1.6J		
Start Time	3~8 s		
Efficiency	99.00%		
Power Factor	99.00%		
Emergency Stop Button	Yes		
Intelligent Power Distribution	Yes		
Working Environment			
IP Grade	IP54		
Operating Temperature	-25 °C~ +55 °C		
Storage Temperature	-40 °C~ +75 °C		
Relative Humidity	≤ 95% non-condensation		
Maximum Altitude	≤ 2000m		
Cooling Mode	Natural Cooling	Natural Cooling	Internal Fan Cooling
Standby Power Loss	≤ 5W		
Mechanical & Others			
Dimension (W x H x D)	230 x 375 x 115 mm (Wall mounting)		
Weight	3.5kg (Without bracket)	4kg (Without bracket)	5kg (Without bracket)
Enclosure Type	Plastic PC		
Certification	CE		

EVC16-AW7K/9K/11KGF1W(US)

AC Wallbox Home-US



Fast Charging

- Max. power up to 11kW
- Max. current up to 48A



Safe and Reliable

- NEMA 4X rated
- Built-in residual current device(RCD)
- 6mA AC & 30mA DC leakage protection
- Multiple protection measures supported



Smart & Flexible

- DLB & ALM
- Integration with PV system
- Appointment activation
- Smart management with INVT EV Charging App



Easy to Install

- Easy to install & maintain
- Autostart



Convenient

- Remote firmware update & troubleshooting

	EVC16-AW7KGF1W(US)	EVC16-AW9KGF1W(US)	EVC16-AW11KGF1W(US)
Input & Output			
Charge Mode	Level 2		
Input Voltage	208Vac / 240Vac		
Input Frequency	50Hz / 60Hz		
Input Cord	NEMA 6-50P, NEMA 14-50P		Hardwired
Output Voltage	208Vac / 240Vac		
Max. Input Current	≤ 32A	≤ 40A	≤ 48A
Max. Output Power	7kW	9kW	11kW
Max. Output Current	≤ 32A	≤ 40A	≤ 48A
Charging Interface Standard	SAE J1772 AC Level 2 Type1		
Connection Type	Plug		
Cable Length	24.6 ft. (7.5m)		
Number of Charging Interface	1		
Protection			
Over Voltage Protection	Yes		
Under Voltage Protection	Yes		
Over Current Protection	Yes		
Short Circuit Protection	Yes		
Current Leakage Protection	Yes		
Over-temp Protection	Yes		
Ground-detect	Yes		
Surge Protection	Yes		
Function & Accessory			
Connectivity	WiFi / Bluetooth / Ethernet / RS485		
User Authentication	APP		
Ground Fault Detection	20mA CCID with auto retry		
Communication Protocol	OCPP1.6J		
Start Time	3~8 s		
Efficiency	99.00%		
Noise Level	≤ 45dB		
Energy Metering	Metering on board: ±5%		
Safety and Compliance	NEC Article 625 and UL 916, UL 2594, UL2231-1, UL2231-2, UL 1998, CSAC22.2.No.280		
Display	5LEDs+1 Charging breath circular LED		
Working Environment			
Enclosure Rating	NEMA 4X, indoor or outdoor installation		
Operating Temperature	-30 °C~ +55 °C		
Storage Temperature	-40 °C~ +75 °C		
Relative Humidity	≤ 95% non-condensation		
Maximum Altitude	≤ 2000m		
Cooling Mode	Natural Cooling		
Standby Power Loss	≤ 3.6W		
Mechanical & Others			
Dimension (W x H x D)	330 x 210 x 82 mm (Wall mounting)		
Weight	About 8kg (Gross weight)		
Enclosure Type	Plastic PC		
Certification	UL & FCC & ENERGY STAR		

EVC16-AW22KGP/TP1UE(MID)

AC Wallbox Commercial



Fast Charging

- Max. power up to 22kW
- Max. current up to 32A
- Type 2 charging cable optional



Safe and Reliable

- IP65 rated with metal housing design
- MID Certification
- Level 2 Charger, up to 50A charging current
- Multiple protection measures supported



Smart & Flexible

- DLB & ALM
- Smart management with EV charging App



Remote Control

- Remote firmware update & troubleshooting

	EVC16-AW22KGP1UE(MID)	EVC16-AW22KTP1UE(MID)
Input & Output		
Input Voltage	400Vac±10% (L1, L2, L3, N, PE)	
Input Frequency	50Hz / 60Hz	
Output Voltage	400Vac±10%	
Max. Output Power	22kW	
Max. Output Current	≤ 32A	
Charging Interface Standard	IEC / EN 62196 Series Type 2	
Connection Type	Plug	Socket
Cable Length	5m	—
Number of Charging Interface	1	
Protection		
Over Voltage Protection	Yes	
Under Voltage Protection	Yes	
Over Current Protection	Yes	
Short Circuit Protection	Yes	
Current Leakage Protection	Yes	
Over-temp Protection	Yes	
Ground-detect	Yes	
Surge Protection	Yes	
Function & Accessory		
Connectivity	Internet access via 4G (optional) / Ethernet (RJ45)	
User Authentication	RFIP	
RCD	Type A (≤ 30mA)	
Communication Protocol	OCPP1.6J	
Start Time	3~8 s	
Energy Meter	MID	
Display Screen	5 inch	
Noise Level	≤ 45dB	
Application	Indoor, Outdoor	
Efficiency	≥ 99.00%	
Power Factor	≥ 99.00%	
Emergency Stop Button	Yes	
Intelligent Power Distribution	Yes	
Working Environment		
IP Grade	IP65	
Operating Temperature	-30 °C~ +50 °C	
Storage Temperature	-40 °C~ +75 °C	
Relative Humidity	≤ 95% non-condensation	
Maximum Altitude	≤ 2000m	
Cooling Mode	Natural Cooling	
Standby Power Loss	≤ 5W	
Mechanical & Others		
Dimension (W x H x D)	336 x 187 x 85 mm	
Weight	8.5kg	
Enclosure Type	Galvanized plate SECC	
Certification	CE	

EVC16-DH60K/120K/180K7P3UE

DC Fast



Fast Charging

- Max. power up to 180kW
- Max. current up to 400A



Safe and Reliable

- IP55 rated
- Built-in residual current device(RCD)
- 30mA DC current leakage protection



Smart & Flexible

- DLB
- Integration with PV system



Easy to install

- Modular design
- Easy to upgrade and maintain



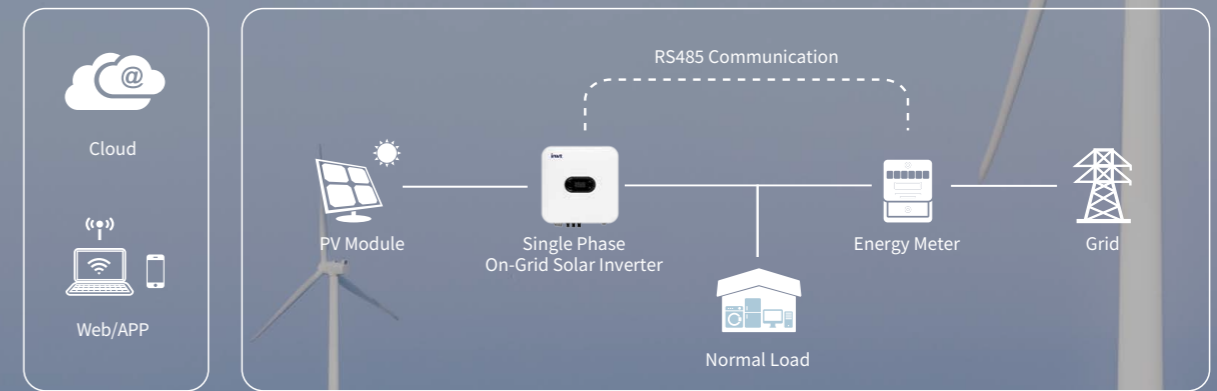
Remote Control

- Remote firmware update & troubleshooting

	EVC16-DH60K7P3UE	EVC16-DH120K7P3UE	EVC16-DH180K7P3UE
Input & Output			
Input Voltage	260Vac~485Vac (L1, L2, L3, N, PE)		
Input Frequency	45Hz ~ 65Hz		
Max. Input Current	124A	216A	310A
Output Voltage (Vac)	CCS2: 200Vac to 1000Vac / Type 2: 400Vac (CHAdemo: 150Vac to 500Vac Vdc optional)		
Max. Output Power	DC: 60kW / AC: 22kW	DC: 120kW / AC: 22kW	DC: 180kW / AC: 22kW
Max. Output Current	≤ 200A	≤ 200A*2	≤ 200A*2
Charging Interface Standard	IEC / EN 62196 Series CCS2 / Type 2		
Connection Type	Plug		
Cable Length	CCS2: 5m / Type 2: 4.5m		
Number of Charging Interface	3		
Protection			
Over Voltage Protection	Yes		
Under Voltage Protection	Yes		
Over Current Protection	Yes		
Short Circuit Protection	Yes		
Current Leakage Protection	Yes		
Over-temp Protection	Yes		
Ground-detect	Yes		
Surge Protection	Yes		
Insulation Monitor	Yes		
Function & Accessory			
Connectivity	Internet access via 4G (optional) / Ethernet (RJ45)		
User Authentication	QR code / RFIP		
RCD	Type A (≤ 30mA)		
User Interface	7.0-inch IPS-TFT-LCD Touchscreen		
Communication Protocol	OCPP1.6J		
Cable Retraction System	Optional		
Energy Metering	Class A (DC), Class B (AC) DC meter PTB certificated optional AC meter MID, PTB certificated optional		
Power Factor	≥ 99.00%		
Start Time	3~8 s		
Efficiency	≥ 96.00%		
RFID Reader	ISO14443 Type A, MIFARE® ONE (MF1) Card		
Emergency Stop Button	Yes		
Intelligent Power Distribution	Yes		
Working Environment			
IP Grade	IP55 outdoor use and IK-10		
Operating Temperature	-25 °C ~ +45 °C		
Storage Temperature	-40 °C ~ +75 °C		
Relative Humidity	≤ 95% non-condensation		
Maximum Altitude	< 2000m (2000m to 5000m with power derating)		
Cooling Mode	Intelligent fan cooling		
Noise Level	≤ 70dB		
Mechanical & Others			
Dimension (W x H x D)	550 x 750 x 1840 mm		
Weight	About 250kg	About 280kg	About 320kg
Enclosure Type	Galvanized plate SECC		
Certification	CE		

On-Grid PV Solution

Residential On-grid PV Solution



Commercial On-grid PV Solution



XG1-5KTL-S

Single Phase On-Grid Solar Inverter



- 150% DC Input Oversizing
- Wide MPPT voltage range: 50V-550V
- Max. input current per string: 20A, Compatible with high power modules

- Smart I-V Curve Diagnosis Function: locate PV string faults accurately and automatically detect faults
- Intelligent Fault Detection: AC side voltage and current waveforms real-time recorded, fast fault location
- Support RS485/WiFi/4G: remote monitoring and operation via PC or mobile phones

- IP66 Protection Degree: support outdoor installation
- AFCI Function (Optional): when an arc-fault is detected the inverter immediately stops operation

**Efficient
Higher Revenue**

**Intelligent
Simple O&M**

**Reliable
Worry Free**

	XG1KTL-S	XG1.5KTL-S	XG2KTL-S	XG2.5KTL-S	XG3KTL-S	XG3.68KTL-S	XG4KTL-S	XG4.2KTL-S	XG4.6KTL-S	XG5KTL-S
Input (DC)										
Max. Input Power	1.5kW	2.25kW	3kW	3.75kW	4.5kW	5.52kW	6kW	6.3kW	6.9kW	7.5kW
Max. Input Voltage	600V									
Start Voltage	60V									
Rated Input Voltage	360V									
MPPT Voltage Range	50V ~ 550V									
Number of MPP Trackers / String per MPPT	1 / 1									
Max. Current per MPPT	20A									
Max. Short Circuit Current per MPPT	26A									
Output (AC)										
Max. Output Current	5A	7.5A	10A	12.5A	15A	16A	20A	21A	22.7A ^d	22.7A ^d
Rated Output Power	1kW	1.5kW	2kW	2.5kW	3kW	3.68kW	4kW	4.2kW	4.6kW	5kW ^a
Max. Output Power	1.1kVA	1.65kVA	2.2kVA	2.75kVA	3.3kVA	3.68kVA	4.4kVA	4.62kVA	5kVA ^b	5kVA ^c
Rated Grid Frequency	50Hz / 60Hz									
Rated Grid Voltage	220Vac / 230Vac / 240Vac									
Power Factor	>0.99 (0.8 leading ~ 0.8 lagging)									
THDi	<3% (Rated Power)									
Efficiency										
Max. Efficiency	97.30%			97.60%			97.80%			
European Efficiency	97.00%			97.20%			97.30%			
MPPT Efficiency	99.90%									
Protection										
DC switch	Optional									
DC Reverse Polarity Protection	Yes									
Anti-islanding Protection	Yes									
AC Short Circuit Protection	Yes									
Residual Current Monitoring Unit	Yes									
Insulation Resistance Monitoring	Yes									
Ground Fault Monitoring	Yes									
Grid Monitoring	Yes									
PV String Monitoring	Yes									
Surge Protection	Yes									
AFCI Protection	Optional									
Communication										
Display	LCD / LED+APP									
Communication	RS485 / WiFi / 4G									
Standard Compliance										
Certification	IEC/EN 62109-1/2, IEC/EN 61000-6-1/3, EN50549, IEC61727/IEC62116									
General Data										
Dimensions (W x H x D)	270 x 250 x 130 mm					270 x 250 x 145 mm				
Weight	6kg									
Operating Temperature Range	-30° C ~ +60° C									
Cooling Method	Natural									
Protection Degree	IP66									
Max. Operating Altitude	4000m									
Relative Humidity	0 ~ 100%									
Topology	Transformerless									
Night Power Consumption	<1W									

● a: For AS4777, Rated Output Power of XG5KTL-S is 4999W.

● b: For VDE-AR-N 4105, Max. Output Power of XG4.6KTL-S is 4600VA. For AS4777, Max. Output Power of XG4.6KTL-S is 4999VA.

● c: For AS4777, Max. Output Power of XG5KTL-S is 4999VA.

● d: For AS4777, Max. Output Current of XG4.6KTL-S and XG5KTL-S is 21.7A.

XG3-10KTL

Single Phase On-Grid Solar Inverter



Efficient Higher Revenue

- 2 MPP Trackers , Max. input current per string: 20A
- 150% DC Input Oversizing
- Compatible with high power modules

Intelligent Simple O&M

- Smart I-V Curve Diagnosis Function: locate PV string faults accurately and automatically detect faults
- Intelligent Fault Detection: AC side voltage and current waveforms real-time recorded, fast fault location
- Support RS485/WiFi/4G: remote monitoring and operation via PC or mobile phones

Reliable Worry Free

- IP66 Protection Degree: support outdoor installation
- AFCI Function (Optional): when an arc-fault is detected the inverter immediately stops operation

	XG3KTL-2M	XG3.68KTL	XG4KTL	XG4.2KTL	XG4.6KTL	XG5KTL	XG6KTL	XG7KTL	XG8KTL	XG10KTL	XG7KTL1	XG8KTL1	XG10KTL1
Input (DC)													
Max. Input Power	4.5kW	5.52kW	6kW	6.3kW	6.9kW	7.5kW	9kW	10.5kW	12kW	15kW	10.5kW	12kW	15kW
Max. Input Voltage	600V												
Start Voltage	80V												
Rated Input Voltage	360V												
MPPT Voltage Range	50V ~ 550V												
Number of MPP Trackers	2												
Number of String per MPPT	1 / 1						1 / 2						
Max. Current per MPPT	20A						14A / 28A						
Max.ShortCircuitCurrentperMPPT	26A						18.2A / 36.4A						
Output (AC)													
Max. Output Current	15A	16A	20A	21A	23A ^d	25A ^d	30A	35A	40A	45.5A	35A	40A	45.5A
Rated Output Power	3kW	3.68kW	4kW	4.2kW	4.6kW	5kW ^a	6kW	7kW	8kW	10kW	7kW	8kW	10kW
Max. Output Power	3.3kVA	3.68kVA	4.4kVA	4.62kVA	5kVA ^b	5.5kVA ^c	6.6kVA	7.7kVA	8.8kVA	10kVA	7.7kVA	8.8kVA	10kVA
Rated Grid Frequency	50Hz / 60Hz												
Rated Grid Voltage	220Vac / 230Vac / 240Vac												
Power Factor	>0.99 (0.8 leading ~ 0.8 lagging)												
THDi	<3% (Rated Power)												
Efficiency													
Max. Efficiency	98.10%			98.30%			98.10%						
European Efficiency	97.30%			97.40%			97.30%						
MPPT Efficiency	99.90%												
Protection													
DC switch	Optional												
DC Reverse Polarity Protection	Yes												
Anti-islanding Protection	Yes												
AC short Circuit Protection	Yes												
Residual Current Monitoring Unit	Yes												
Insulation Resistance Monitoring	Yes												
Ground Fault Monitoring	Yes												
Grid Monitoring	Yes												
PV String Monitoring	Yes												
Surge Protection	Yes												
AFCI Protection	Optional												
Communication													
Display	LCD / LED+APP												
Communication	RS485 / WiFi / 4G												
Standard Compliance													
Certification	IEC/EN 62109-1/2, IEC/EN 61000-6-1/3, EN50549, IEC61727/IEC62116, CEI0-21, C10/C11, G98/G99, RD244, UNE217001, UNE217002, TOR Erzeuger, AS4777, ABNT, NB/T 32004												
General Data													
Dimensions (W x H x D)	380 x 380 x 160 mm												
Weight	13kg												
Operating Temperature Range	-30° C ~ +60° C												
Cooling Method	Natural						Smart Cooling						
Protection Degree	IP66												
Max. Operating Altitude	4000m												
Relative Humidity	0 ~ 100%												
Topology	Transformerless												
Night Power Consumption	<1W												

● a: For AS4777, Rated Output Power of XG5KTL is 4999W.

● b: For VDE-AR-N 4105, Max. Output Power of XG4K6TL is 4600VA. For AS4777, Max. Output Power of XG4K6TL is 4999VA.

● c: For AS4777, Max. Output Power of XG5KTL is 4999VA.

● d: For AS4777, Max. Output Current of XG4K6TL and XG5KTL is 21.7A.

XG3-15KTR-S

Three Phase On-Grid Solar Inverter



Efficient Higher Revenue

- 2MPPT Trackers, high single circuit tracking accuracy, fast dynamic response
- 160% DC Input Oversizing
- Wide MPPT voltage range: 180V-1000V
- Compatible with high power modules



Intelligent Simple O&M

- Smart I-V Curve Diagnosis Function: locate PV string faults accurately and automatically detect faults
- Intelligent Fault Detection: AC side voltage and current waveforms real-time recorded, fast fault location
- Support RS485 (WiFi/GPRS/Ethernet optional): remote monitoring and operation via PC or mobile phones



Reliable Worry Free

- IP66 Protection degree: support outdoor installation
- DC & AC Type II SPD: prevent lightning damage
- AFCI Function (Optional): when an arc-fault is detected the inverter immediately stops operation

	XG3KTR-S	XG4KTR-S	XG5KTR-S	XG6KTR-S	XG8KTR-S	XG9KTR-S	XG10KTR-S	XG11KTR-S	XG12KTR-S	XG15KTR1-S
Input (DC)										
Max. Input Power	4.8kW	6.4kW	8kW	9.6kW	12.8kW	14.4kW	16kW	17.6kW	19.2kW	24kW
Max. Input Voltage	1100V									
Start Voltage	200V									
Rated Input Voltage	600V									
MPPT Voltage Range	180V ~ 1000V									
Number of MPP Trackers / String per MPPT	2 / 1									
Max. Current per MPPT	18A									
Max. Short Circuit Current per MPPT	25A									
Output (AC)										
Max. Output Current	4.8A	6.4A	8A	9.6A	12.8A	14.4A	15.9A	17.5A	19.1A	23.9A
Rated Output Power	3kW	4kW	5kW	6kW	8kW	9kW	10kW	11kW	12kW	15kW
Max. Output Power	3.3kVA	4.4kVA	5.5kVA	6.6kVA	8.8kVA	9.9kVA	11kVA	12.1kVA	13.2kVA	16.5kVA
Rated Grid Frequency	50Hz / 60Hz									
Rated Grid Voltage	230Vac / 400Vac, 3L / N / PE									
Power Factor	>0.99 (0.8 leading ~ 0.8 lagging)									
THDi	<3% (Rated Power)									
Efficiency										
Max. Efficiency	98.40%					98.70%				
European Efficiency	98.30%					98.50%				
MPPT Efficiency	99.90%									
Protection										
DC Reverse Polarity Protection	Yes									
Anti-islanding Protection	Yes									
AC short Circuit Protection	Yes									
Residual Current Monitoring Unit	Yes									
Insulation Resistance Monitoring	Yes									
Ground Fault Monitoring	Yes									
Grid Monitoring	Yes									
Surge Protection	Type II									
AFCI Protection	Optional									
Communication										
Display	LCD / LED+APP									
Communication	Standard: RS485 Optional: WiFi / GPRS / Ethernet									
Standard Compliance										
Certification	IEC/EN 62109-1/2, IEC/EN 61000-6-1/3, IEC61683, IEC60068, IEC61727/IEC62116, EN50549, CE10-21, C10/C11, VDE 4105, VDE 0124, G98/G99, RD244, UNE217001, UNE217002, NC RfG, TOR Erzeuger, AS4777, ABNT, NB/T 32004, BIS									
General Data										
Dimensions (W x H x D)	481 x 395 x 195 mm									
Weight	12kg					13.5kg				
Operating Temperature Range	-30° C ~ +60° C									
Cooling Method	Natural Smart Cooling									
Protection Degree	IP66									
Max. Operating Altitude	4000m									
Relative Humidity	0 ~ 100%									
Topology	Transformerless									
Night Power Consumption	<1W									

XG17-25KTR

Three Phase On-Grid Solar Inverter



- 2 MPP Trackers, high single circuit tracking accuracy, fast dynamic response
- 160% DC Input Oversizing
- Maximum efficiency 98.4%. Wide MPPT voltage range: 200V-1000V
- Compatible with high power modules.



Efficient Higher Revenue

- Smart I-V Curve Diagnosis Function: locate PV string faults accurately and automatically detect faults
- Intelligent Fault Detection: AC side voltage and current waveforms real-time recorded, fast fault location
- Support RS485 (WiFi/GPRS/Ethernet optional): remote monitoring and operation via PC or mobile phones



Intelligent Simple O&M

- IP66 Protection degree: support outdoor installation
- DC & AC Type II SPD: prevent lightning damage
- AFCI Function (Optional): when an arc-fault is detected the inverter immediately stops operation



Reliable Worry Free

	XG17KTR	XG20KTR	XG22KTR	XG25KTR
Input (DC)				
Max. Input Power	27.2kW	32kW	35.2kW	40kW
Max. Input Voltage	1100V			
Start Voltage	250V			
Rated Input Voltage	600V			
Full-load MPP Voltage Range	480V ~ 800V		520V ~ 800V	560V ~ 800V
MPPT Voltage Range	200V ~ 1000V			
Number of MPP Trackers	2			
Number of string per MPPT	2 / 2		2 / 3	
Max. Current per MPPT	32A		32A / 48A	
Max. Short Circuit Current per MPPT	40A		40A / 60A	
Output (AC)				
Max. Output Current	27.2A	32.1A	35.3A	39.8A
Rated Output Power	17kW	20kW	22kW	25kW
Max. Output Power	18.8kVA	22.2kVA	24.4kVA	27.5kVA
Rated Grid Frequency	50Hz / 60Hz			
Rated Grid Voltage	230Vac / 400Vac, 3L / N / PE			
Power Factor	>0.99 (0.8 leading ~ 0.8 lagging)			
THDi	<3% (Rated Power)			
Efficiency				
Max. Efficiency	98.40%			
European Efficiency	98.00%			
MPPT Efficiency	99.90%			
Protection				
DC Reverse Polarity Protection	Yes			
Anti-islanding Protection	Yes			
AC Short Circuit Protection	Yes			
Residual Current Monitoring Unit	Yes			
Insulation Resistance Monitoring	Yes			
Ground Fault Monitoring	Yes			
Grid Monitoring	Yes			
PV String Monitoring	Yes			
Surge Protection	Type II			
AFCI Protection	Optional			
Communication				
Display	LCD / LED+APP			
Communication	Standard: RS485 Optional: WiFi / GPRS / Ethernet			
Standard Compliance				
Certification	IEC/EN 62109-1/2, IEC/EN 61000-6-1/3, IEC60068, IEC61683, EN 50549, IEC61727/IEC62116, CEI 0-21, C10/C11, VDE 4105, VDE 0124, RD244, UNE217001, UNE217002, NC RfG, AS4777, NB/T 32004, BIS			
General Data				
Dimensions (W x H x D)	534 x 440 x 220 mm			
Weight	24kg			
Operating Temperature Range	-30° C ~ +60° C			
Cooling Method	Smart Cooling			
Protection Degree	IP66			
Max. Operating Altitude	4000 m			
Relative Humidity	0 ~ 100%			
Topology	Transformerless			
Night Power Consumption	< 1 W			

XG30-40KTR

Three Phase On-Grid Solar Inverter



- 3-4 MPP Trackers, high single circuit tracking accuracy, fast dynamic response
- 160% DC Input Oversizing
- Maximum efficiency of 98.6%. Wide MPPT voltage range: 200V-1000V
- Compatible with high power modules

- Smart I-V Curve Diagnosis Function: locate PV string faults accurately and automatically detect faults
- Intelligent Fault Detection: AC side voltage and current waveforms real-time recorded, fast fault location
- Support RS485 (WiFi/GPRS/Ethernet optional): remote monitoring and operation via PC or mobile phones

- IP66 Protection degree: support outdoor installation
- DC & AC Type II SPD: prevent lightning damage
- AFCI Function (Optional): when an arc-fault is detected the inverter immediately stops operation

**Efficient
Higher Revenue**

**Intelligent
Simple O&M**

**Reliable
Worry Free**

	XG30KTR	XG33KTR	XG36KTR	XG40KTR
Input (DC)				
Max. Input Power	48kW	52.8kW	57.6kW	64kW
Max. Input Voltage	1100V			
Start Voltage	250V			
Rated Input Voltage	600V			
Full-load MPP Voltage Range	500V ~ 800V			
MPPT Voltage Range	200V ~ 1000V			
Number of MPP Trackers	3		4	
String per MPPT	2			
Max. Current per MPPT	26A			
Max. Short Circuit Current per MPPT	32A			
Output (AC)				
Max. Output Current	48.3A	53A	57.8 A	64.3 A
Rated Output Power	30kW	33kW	36 kW	40 kW
Max. Output Power	33.3kVA	36.6 kVA	39.6 kVA	44 kVA
Rated Grid Frequency	50 Hz / 60 Hz			
Rated Grid Voltage	230Vac / 400Vac, 3L / N / PE			
Power Factor	>0.99(0.8 leading ~ 0.8 lagging)			
THDi	<3% (Rated Power)			
Efficiency				
Max. Efficiency	98.60%			
European Efficiency	98.50%			
MPPT Efficiency	99.90%			
Protection				
DC Reverse Polarity Protection	Yes			
Anti-islanding Protection	Yes			
AC Short Circuit Protection	Yes			
Residual Current Monitoring Unit	Yes			
Insulation Resistance Monitoring	Yes			
Ground Fault Monitoring	Yes			
Grid Monitoring	Yes			
PV String Monitoring	Yes			
Surge Protection	Type II			
AFCI Protection	Optional			
Communication				
Display	LCD / LED+APP			
Communication	Standard: RS485 Optional: WiFi / GPRS / Ethernet			
Standard Compliance				
Certification	IEC/EN 62109-1/2, IEC/EN 61000-6-1/3, EN50549, IEC61727/IEC62116, CEI 0-21,C10/C11, VDE 4105, VDE 0124, RD244, UNE217001, UNE217002, NC RfG, TOR Erzeuger, AS4777, NRS097-2-1, NB/T 32004, BIS			
General Data				
Dimensions (W x H x D)	600 x 430 x 230 mm			
Weight	30kg		32kg	
Operating Temperature Range	-30° C ~ +60° C			
Cooling Method	Smart Cooling			
Protection Degree	IP66			
Max. Operating Altitude	4000 m			
Relative Humidity	0 ~ 100%			
Topology	Transformerless			
Night Power Consumption	< 1 W			

XG50-70KTR

Three Phase On-Grid Solar Inverter



- 4 MPP Trackers, high single circuit tracking accuracy, fast dynamic response and higher power generation
- 160% DC Input Oversizing
- Wide MPPT voltage range: 200V-1000V
- Compatible with high power modules

- Smart I-V Curve Diagnosis Function: locate PV string faults accurately and automatically detect faults
- Intelligent Fault Detection: AC side voltage and current waveforms real-time recorded, fast fault location
- Support RS485 (WiFi/GPRS/Ethernet optional): remote monitoring and operation via PC or mobile phones

- IP66 Protection degree: support outdoor installation
- DC & AC Type II SPD: prevent lightning damage
- AFCI Function (Optional): when an arc-fault is detected the inverter immediately stops operation



**Efficient
Higher Revenue**



**Intelligent
Simple O&M**



**Reliable
Worry Free**

	XG50KTR	XG50KTRL	XG60KTR	XG60KTRL	XG66KTRL	XG70KTRL
Input (DC)						
Max. Input Power	80kW		96kW		105.6kW	112kW
Max. Input Voltage	1100V					
Start Voltage	250V					
Rated Input Voltage	600V				700V	
Full-load MPP Voltage Range	520V ~ 850V				600V ~ 850V	
MPPT Voltage Range	200V ~ 1000V					
Number of MPP Trackers	4					
Number of string per MPPT	3 / 2 / 3 / 2			3 / 3 / 3 / 3		
Max. Current per MPPT	39A / 26A / 39A / 26A			39A		
Max. Short Circuit Current per MPPT	48A / 32A / 48A / 32A			48A		
Output (AC)						
Max. Output Current	79.7A	66.2A	95.6A	79.4A	87.4A	92.6A
Rated Output Power	50kW		60kW		66kW	70kW
Max. Output Power	55kVA		66kVA		72.6kVA	77kVA
Rated Grid Frequency	50Hz / 60Hz					
Rated Grid Voltage	230Vac / 400Vac	277Vac / 480Vac	230Vac / 400Vac	277Vac / 480Vac		
Power Factor	>0.99 (0.8 leading ~ 0.8 lagging)					
THDi	<3% (Rated Power)					
Efficiency						
Max. Efficiency	98.70%		98.80%		98.50%	
European Efficiency	98.40%				98.50%	
MPPT Efficiency	99.90%					
Protection						
DC Reverse Polarity Protection	Yes					
Anti-islanding Protection	Yes					
AC Short Circuit Protection	Yes					
Residual Current Monitoring Unit	Yes					
Insulation Resistance Monitoring	Yes					
Ground Fault Monitoring	Yes					
Grid Monitoring	Yes					
PV String Monitoring	Yes					
Surge Protection	Type II					
AFCI Protection	Optional					
Communication						
Display	LCD / LED+APP					
Communication	Standard: RS485 Optional: WiFi / GPRS / Ethernet					
Standard Compliance						
Certification	IEC/EN 62109-1/2, IEC/EN 61000-6-1/3, EN50549, IEC61727/IEC62116, CEI 0-21, CEI 0-16, C10/C11, VDE 4105, VDE 0124, G99, RD244, UNE217001, UNE217002, NC RfG, NRS097-2-1, NB/T 32004, BIS					
General Data						
Dimensions (W x H x D)	650 x 450 x 260 mm					
Weight	50kg					
Operating Temperature Range	-30° C ~ +60° C					
Cooling Method	Smart Cooling					
Protection Degree	IP66					
Max. Operating Altitude	4000m					
Relative Humidity	0 ~ 100%					
Topology	Transformerless					
Night Power Consumption	<1W					

XG100-136KTR

Three Phase On-Grid Solar Inverter



Efficient Higher Revenue

- 9-12 MPP Trackers, high single circuit tracking accuracy, fast dynamic response and higher power generation
- 150% DC Input Oversizing
- Maximum efficiency of 98.7%. Wide MPPT voltage range: 180V-1000V
- Compatible with high power modules

Intelligent Simple O&M

- Smart I-V Curve Diagnosis Function: locate PV string faults accurately and automatically detect faults
- Intelligent Fault Detection: AC side voltage and current waveforms real-time recorded, fast fault location
- Support RS485 (WiFi/DRM/Bluetooth optional): remote monitoring and operation via PC or mobile phones

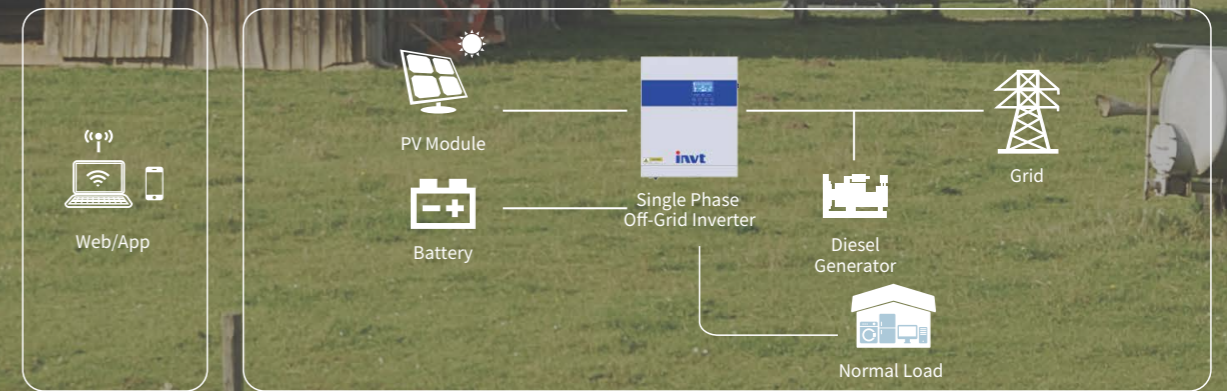
Reliable Worry Free

- IP66 Protection degree: support outdoor installation
- DC & AC Type II SPD: prevent lightning damage
- AFCI Function (Optional): when an arc-fault is detected the inverter immediately stops operation

	XG100KTR-F	XG110KTR-F	XG136KTR-LF	XG136KTR-XF
Input (DC)				
Max. Input Power	150kW		160kW	
Max. Input Voltage	1100V			
Start Voltage	250V			
Rated Input Voltage	620V		730V	780V
Full-load MPP Voltage Range	530V ~ 850V		560V ~ 850V	
MPPT Voltage Range	180V ~ 1000V			
Number of MPP Trackers	9	10	12	
Number of string per MPPT	2			
Max. Current per MPPT	30A			
Max. Short Circuit Current per MPPT	40A			
Output (AC)				
Max. Output Current	158.8A	174.6A		160.4A
Rated Output Power	100kW	110kW	136kW	
Max. Output Power	110kVA	121kVA	150kVA	
Rated Grid Frequency	50Hz / 60Hz			
Rated Grid Voltage	230Vac / 400Vac, 3L / N / PE, 3L / PE		277Vac / 480Vac, 3L / N / PE, 3L / PE	311Vac / 540Vac, 3L / N / PE, 3L / PE
Power Factor	>0.99 (0.8 leading ~ 0.8 lagging)			
THDi	<3% (Rated Power)			
Efficiency				
Max. Efficiency	98.70%			
European Efficiency	98.50%			
MPPT Efficiency	99.90%			
Protection				
DC reverse polarity protection	Yes			
Anti-islanding protection	Yes			
AC short circuit protection	Yes			
Residual current monitoring unit	Yes			
Insulation resistance monitoring	Yes			
Ground fault monitoring	Yes			
Grid monitoring	Yes			
PV string monitoring	Yes			
Surge protection	Type II			
AFCI protection	Optional			
Communication				
Display	LCD / LED+APP			
Communication	Standard: RS485 Optional: WiFi / DRM / Bluetooth			
Standard Compliance				
Certification	IEC/EN 62109-1/2, IEC/EN 61000-6-1/3, IEC/EN 61000-6-2/4, EN50549, IEC61727/IEC62116, CEI 0-21/CEI 0-16, C10/C11, VDE 4105, VDE 0124, G99, RD244, UNE217001, UNE217002, NC RfG, TOR Erzeuger, NRS097-2-1, NB/T 32004			
General Data				
Dimensions (W x H x D)	1050 x 660 x 330 mm			
Weight	95kg	98kg	101kg	
Operating Temperature Range	-30° C ~ +60° C			
Cooling Method	Smart forced air cooling			
Protection Degree	IP66			
Max. Operating Altitude	4000m			
Relative Humidity	0 ~ 100%			
Topology	Transformerless			
Night Power Consumption	<1W			

Off-Grid PV Solution

Residential Off-grid PV Solution



XN3024

Single Phase Off-Grid Solar Inverter



Efficient Higher Revenue

- Built-in 80A MPPT solar charge
- Wide PV input voltage range



Intelligent Simple O&M

- Support cold start
- Intelligent fan speed adjustment
- Over load / over temperature / short circuit protection
- Smart battery charger design, optimize battery performance



Flexible Abundant Configuration

- Support grid / generator input
- Compatible with lithium battery
- Multiple charging voltage levels for different batteries
- Multiple work mode, support AC priority, solar priority

	XN3024
Rated Power	3200VA/3000W
Input	
Voltage	230Vac
Selectable Voltage Range	170Vac~280Vac (for personal computers) 90Vac~280Vac (for home appliances)
Frequency Range	50Hz / 60Hz (auto sensing)
Output	
AC Voltage Regulation (Batt. Mode)	230Vac±5%
Surge Power	6400VA
Overload Capability	5s@ ≥ 150% load; 10s@110%~150% load
Efficiency (Peak)	94%
Transfer Time	10ms (for personal computers); 20ms (for home appliances)
Waveform	Pure Sine Wave
Battery	
Battery Nominal Voltage	24Vdc
Floating Charge Voltage	27Vdc
Overcharge Protection	31Vdc
Solar Charger & AC Charge	
Solar Charger Type	MPPT
Maximum PV Array Power	3000W
Solar Charger Type	240Vdc
MPPT Range	90Vdc ~ 430Vdc
Maximum PV Array Open Circuit Voltage	450Vdc
Maximum Utility Charge Current	60A
Maximum Solar Charge Current	80A
Protection	
Protection	AC Short Circuit Protection, AC Over Current Protection, Over Temperature Protection, etc.
Communication	
Display	LCD
Communication Port	RS232
Standard Compliance	
Safety/ EMC	CE
General Data	
Dimension (W x H x D)	282 x 348 x 105 mm
Net Weight	5.5kg
Protect Degree	IP21
Operating Temperature	0° C ~ +55° C
Storage Temperature	-15° C ~ +60° C
Humidity	5%~95% (non-condensing)

XN5548 & XN5548-P

Single Phase Off-Grid Solar Inverter



Efficient Higher Revenue

- Built-in 110A MPPT solar charge
- Wide PV input voltage range



Intelligent Simple O&M

- Over load / over temperature / short circuit protection
- Smart battery charger design, optimize battery performance



Flexible Abundant Configuration

- Support grid / generator input
- Compatible with lithium battery
- Up to 6 units in parallel (P model)
- Multiple charging voltage levels for different batteries
- Multiple work mode, support AC priority, solar priority

	XN5548	XN5548-P
Rated Power	5500VA/5500W	
Input		
Voltage	230Vac	
Selectable Voltage Range	170Vac~280Vac (for personal computers) 90Vac~280Vac (for home appliances)	
Frequency Range	50Hz / 60Hz (auto sensing)	
Output		
AC Voltage Regulation (Batt. Mode)	230Vac±5%	
Surge Power	11000VA	
Overload Capability	5s@ ≥ 150% load; 10s@110%~150% load	
Efficiency (Peak)	94%	
Transfer Time	10ms (for personal computers); 20ms (for home appliances)	
Waveform	Pure Sine Wave	
Battery		
Battery Nominal Voltage	48Vdc	
Floatingg Charge Voltage	52Vdc	
Overcharge Protection	62Vdc	
Solar Charger & AC Charge		
Solar Charger Type	MPPT	
Maximum PV Array Power	6000W	
MPPT Range	120Vdc~450Vdc	
Maximum PV Array Open Circuit Voltage	500Vdc	
Maximum Utility Charge Current	80A	
Maximum Solar Charge Current	110A	
Protection		
Protection	AC Short Circuit Protection, AC Over Current Protection, Over Temperature Protection, etc.	
Communication		
Display	LCD	
Communication Port	RS232 / RS485	
Standard Compliance		
Safety/ EMC	CE	
General Data		
Dimension (W x H x D)	297 x 472 x 133 mm	
Net Weight	10.5kg	
Protect Degree	IP21	
Operating Temperature	0° C ~ +55° C	
Storage Temperature	-15° C ~ +60° C	
Humidity	5%~95% (non-condensing)	
Parallel	No	Up to 6 pcs

STICK LOGGER

GPRS / WiFi / Ethernet



Plug and play

No extra power supply is required.



Independent module

Protecting internal parts of inverter.



Waterproof design

Resistant to bad weather.



External design

External indicator lights, ensuring collection status at a glance, easy to replace faulty equipment.



Standard DIN-Rail Mount

Suitable for 35mm DIN-Rail mount.



Data Resuming

Ensure data integrity.



Remote Upgrade

Remote upgrade and system debugging, easy for O&M.



Alert Notification

Real-time alerts with timely notification, ensuring fast troubleshooting.

DIN-RAIL LOGGER

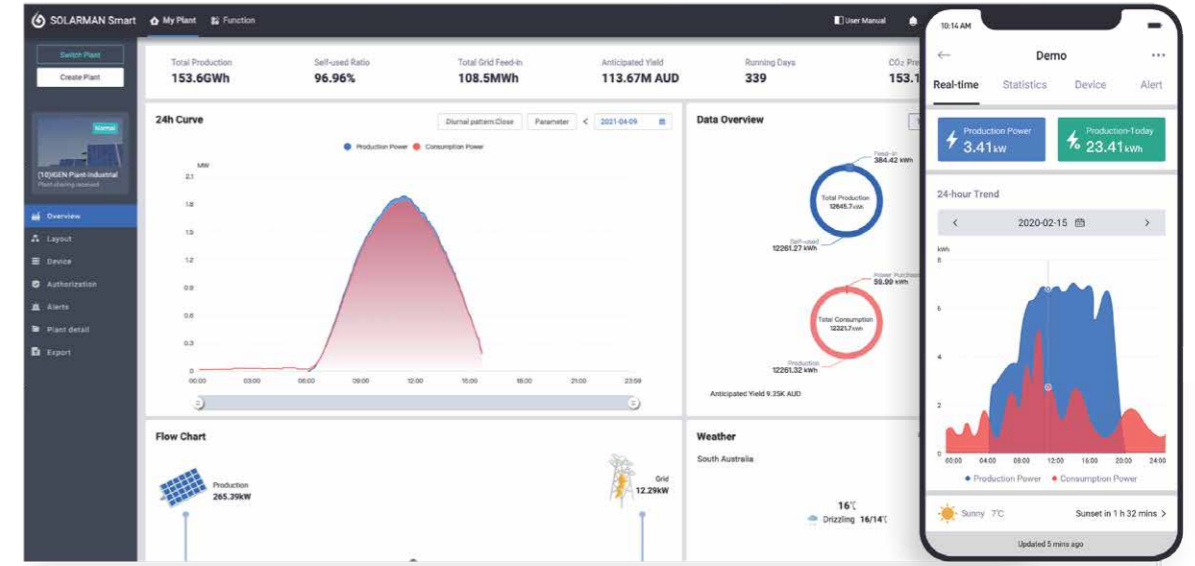
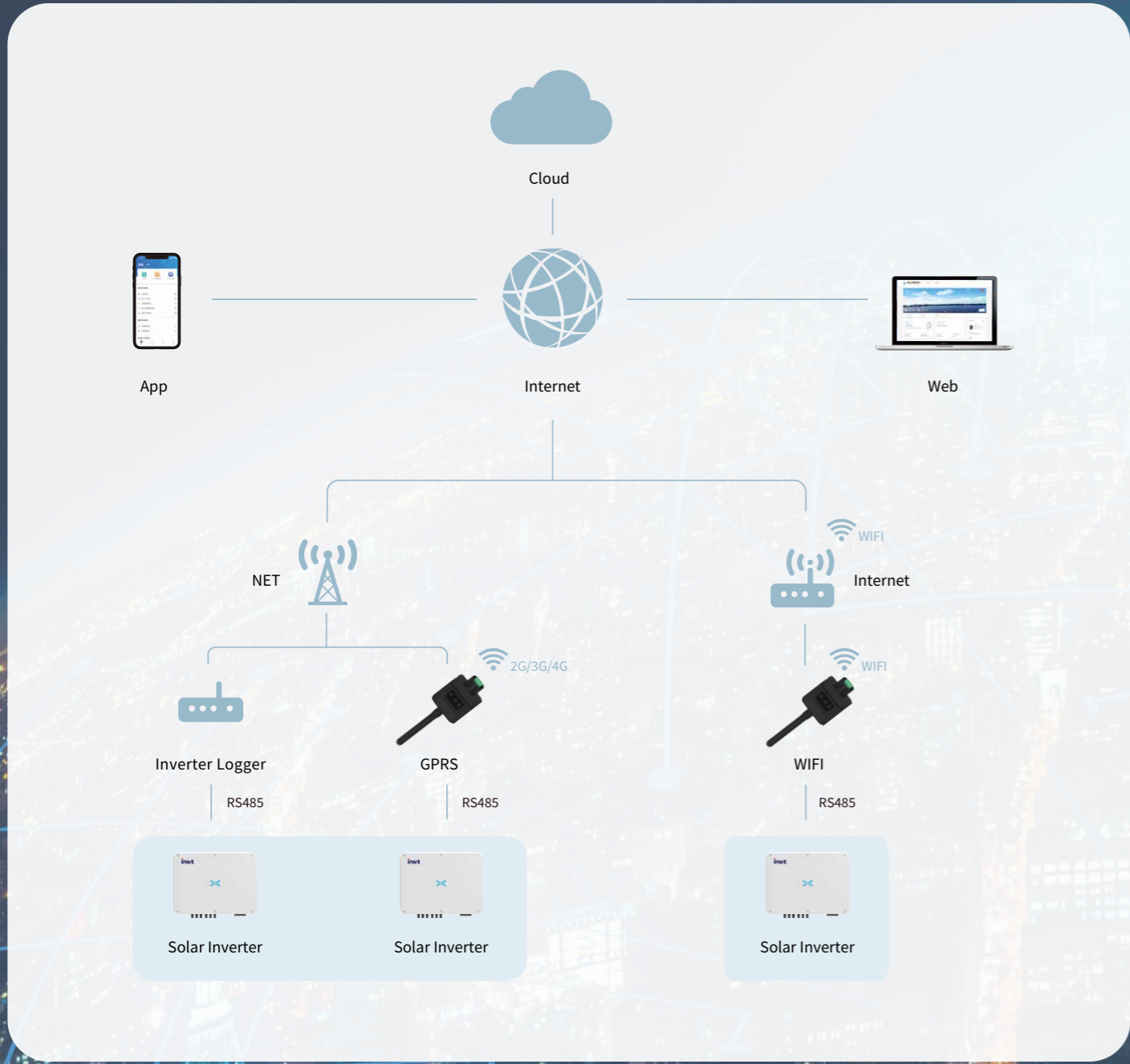
GPRS / WiFi / Ethernet



	LS4G-5	LS4G-4	LSW-5	LSW-3	LSG-3	LSE-3
Remote Communication Interface	4G	4G	2.4G WiFi	2.4G WiFi	GPRS	LAN
GNSS	<20m	—	—	—	—	—
Antenna	Internal Antenna	External Antenna	Internal Antenna	External Antenna	External Antenna	—
Data Interface	RS485 / RS232 / TTL					
Working Voltage	DC 5-12V					
Working Power	3.5W	3.5W	1.5W	1.5W	3W	1W
SIM Card	Chip Card / MicroSIM	—	—	—	Chip Card / MicroSIM	—
Memory	8M Flash	8M Flash	8M Flash	2M Flash	2M Flash	2M Flash
Working Temperature	-40°C ~ +85°C					
Working Humidity	< 90% (No Condensation)					
No. of Connections	One					
Serial Communication Rate	9600bps (1200—115200bps Configurable)					
Data Acquisition Interval	Default: 5 mins (1-15 mins Configurable)					
User Configuration	BT / APP	APP	BT / APP / Web	APP / Web	APP / BT	Web / APP
Firmware Upgrade	BT / Remote	Remote	BT / Remote / Web	Remote / Web	Remote	Remote / Web
Real-time Control	√					
Data Resuming	√					
Power-off Reminder	√	√	√	—	—	—

	LDW-1
Remote Communication Interface	WiFi
Working Frequency	2.142GHz ~ 2.484GHz
No. of Connections	1-10
Ethernet	10/100M (Adaptive Network)
Working Voltage	DC 4.7-15V
Working Power	1W
Local Communication	RS485/RS422/RS232
Serial Communication Rate	1200-115200bps Configurable
Data Uploading Interval	Default: 5 mins (1-15 mins Configurable)
Memory	2M Flash (512K-16M Optional)
User Configuration	AT+Instruction Set, Remote Server
SIM Card	—
Antenna	GPRS Small Antenna (Sucker Antenna Optional)
Working Temperature	-40°C ~ +85°C
Working Humidity	< 90% (non-condensation)
Dimension (W x H x D)	76 x 91 x 18 mm
Installation Method	35mm DIN-Rail

Monitoring Solution



Monitoring Platform

SOLARMAN Business

PV Monitoring and Management Platform.

For Device Manufacturer:

- Device Control and Firmware Upgrade
- Data Processing
- Authorization Management
- Batch Task
- Device Classification

For Service Provider:

- Plentiful Information
- Intelligent AI Diagnosis
- Most Cost-effective Virtual Weather Station
- Simple Drag-and-Drop
- Intelligent and Intuitive Alerts

SOLARMAN Smart

A brand new smart energy management application, which is specially designed for global users.

Advantage:

- All-round Monitoring
- Create a Plant within 1 min
- Timely Alert Report
- Intuitive System Layout
- Flexible Plant Management



For Business



For Home

RESIDENTIAL CASE

RESIDENTIAL CASE



10kW Solar System in Romania (XG10KTR)



40kW Solar System in Jiangxi, China (XG40KTR)



8kW Solar System in Finland (XG8KTR)



12kW Solar System in Malaysia (XG12KTR)



25kW Solar System in Malaysia (XG25KTR)



25kW Solar System in Slovakia (XG25KTR)



30kW Solar System in Israel (XG30KTR)



10kW Solar System in Armenia (XG10KTR)



30kW Solar System in Serbia (XG30KTR)

COMMERCIAL CASE

COMMERCIAL CASE



800kW Rooftop PV Plant in Shanxi, China (XG110KTR)



125kW Rooftop PV Plant in Slovakia (XG50KTR, XG25KTR)



13.86MW Rooftop PV Plant in Hubei, China (XG136KTR-X)



1.2MW Rooftop PV Plant in Jiangsu, China (XG100KTR)



2.4MW Rooftop PV Plant in Guangdong, China (XG136KTR-X)



180kW Rooftop PV Plant in Lebanon (XG60KTR)



5.99MW ENOVATE Motors EV Manufacturing Base PV Plant in Changsha, China (XG110KTR, XG50KTR)



522kW Rooftop PV Plant in Zhejiang, China (XG110KTR, XG60KTR, XG50KTR)



5.916MW Rooftop PV Plant in Hubei, China (XG100KTR, XG50KTR)



2MW Rooftop PV Plant in Türkiye (XG110KTR)



11.6MW Rooftop PV Plant in Hebei, China (XG110KTR, XG60KTR)



1.1MW Rooftop PV Plant in Guangdong, China (XG110KTR, XG30KTR)