


# Test Verification of Conformity


Verification Number: 210623191GZU -VOC001

On the basis of the referenced test report(s), sample(s) tested of the below product have been found to comply with the standards harmonized with the directives listed on this verification at the time the tests were carried out. Other standards and Directives may be relevant to the product. This verification is part of the full test report(s) and should be read in conjunction with it <them>.

Once compliance with all product relevant  mark directives are verified, including any relevant e.g. risk assessment and production control, the manufacturer may indicate compliance by signing a Declaration of Conformity themselves and applying the mark to products identical to the tested sample(s).

Applicant Name & Address:	INVT Solar Technology (Shenzhen) Co., Ltd. 6 th Floor, Block A, INVT Guangming Technology Building, Kejie Fourth Road, Shutianpu Community, Matian Guangming District, 518000 Shenzhen, PEOPLE'S REPUBLIC OF CHINA
Product Description:	Grid-tied Solar inverter
Ratings & Principle Characteristics:	See Appendix: Test Verification of Conformity
Models/Type References:	iMars XG25KTR-3M, iMars XG25KTR-3S, iMars XG30KTR, iMars XG30KTR-S, iMars XG33KTR, iMars XG33KTR-S, iMars XG36KTR, iMars XG36KTR-S, iMars XG40KTR, iMars XG40KTR-S
Brand Name:	invnt
Relevant Standards/Directives:	IEC/EN 62109-1: 2010 Safety of power converters for use in photovoltaic power systems – Part 1: General requirements IEC/EN 62109-2: 2011 Safety of power converters for use in photovoltaic power systems – Part 2: Particular requirements for inverters Low Voltage Directive 2014/35/EU
Verification Issuing Office Name & Address:	Intertek Testing Services Shenzhen Ltd. Guangzhou Branch. Room 02, & 101/E201/E301/E401/E501/E601/E701/E801 of Room 01 1-8/F., No. 7-2. Caipin Road, Science City, GETDD, Guangzhou, Guangdong, China
Date of Tests:	08 Oct 2021 to 30 Nov 2021
Test Report Number(s):	210623191GZU-001, 210623191GZU-002

Additional information in Appendix.



## Signature

**Name: Jason Fu**

**Position: Supervisor**

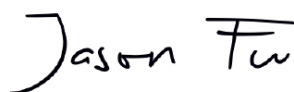
**Date: 02 Dec 2021**

This Verification is for the exclusive use of Intertek's client and is provided pursuant to the agreement between Intertek and its Client. Intertek's responsibility and liability are limited to the terms and conditions of the agreement. Intertek assumes no liability to any party, other than to the Client in accordance with the agreement, for any loss, expense or damage occasioned by the use of this Verification. Only the Client is authorized to permit copying or distribution of this Verification. Any use of the Intertek name or one of its marks for the sale or advertisement of the tested material, product or service must first be approved in writing by Intertek. The observations and test/inspection results referenced in this Verification are relevant only to the sample tested/inspected. This Verification by itself does not imply that the material, product, or service is or has ever been under an Intertek certification program.

## APPENDIX: Test Verification of Conformity

This is an Appendix to Test Verification of Conformity Number: 210623191GZU -VOC001.

Model	iMars XG25KTR-3M	iMars XG25KTR-3S	iMars XG30KTR	iMars XG30KTR -S
Max.PV voltage	1100Vdc			
MPPT voltage range	200V – 1000Vdc			
Max.input current	26A*3	16A*3	26A*3	16A*3
PV Isc	32A*3	20A*3	32A*3	20A*3
Nominal output voltage	3/N/PE, 230/400Vac			
Nominal output Frequency	50/60Hz			
Max.output current	40.1A		48.3A	
Rated output power	25KW		30KW	
Max.apparent power	27.7KVA		33.3KVA	
Power factor range	0.8Leading – 0.8 lagging			
Safety level	Class I			
Ingress Protection	IP 66			
Operation Ambient Temperature	-30°C - +60°C			
Software version	V1.0			



### Signature

**Name: Jason Fu**

**Position: Supervisor**


**Date: 02 Dec 2021**

This Verification is for the exclusive use of Intertek's client and is provided pursuant to the agreement between Intertek and its Client. Intertek's responsibility and liability are limited to the terms and conditions of the agreement. Intertek assumes no liability to any party, other than to the Client in accordance with the agreement, for any loss, expense or damage occasioned by the use of this Verification. Only the Client is authorized to permit copying or distribution of this Verification. Any use of the Intertek name or one of its marks for the sale or advertisement of the tested material, product or service must first be approved in writing by Intertek. The observations and test/inspection results referenced in this Verification are relevant only to the sample tested/inspected. This Verification by itself does not imply that the material, product, or service is or has ever been under an Intertek certification program.

## APPENDIX: Test Verification of Conformity

This is an Appendix to Test Verification of Conformity Number: 210623191GZU -VOC001.

Model	iMars XG33KTR	iMars XG33KTR -S	iMars XG36KTR	iMars XG36KTR -S
Max.PV voltage	1100Vdc			
MPPT voltage range	200V – 1000Vdc			
Max.input current	26A*3	16A*3	26A*4	16A*4
PV Isc	32A*3	20A*3	32A*4	20A*4
Nominal output voltage	3/N/PE, 230/400Vac			
Nominal output Frequency	50/60Hz			
Max.output current	53A		57.8A	
Rated output power	33KW		36KW	
Max.apparent power	36.6KVA		39.6KVA	
Power factor range	0.8Leading – 0.8 lagging			
Safety level	Class I			
Ingress Protection	IP 66			
Operation Ambient Temperature	-30°C - +60°C			
Software version	V1.0			



### Signature

**Name: Jason Fu**

**Position: Supervisor**

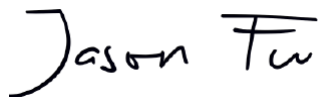
**Date: 02 Dec 2021**

This Verification is for the exclusive use of Intertek's client and is provided pursuant to the agreement between Intertek and its Client. Intertek's responsibility and liability are limited to the terms and conditions of the agreement. Intertek assumes no liability to any party, other than to the Client in accordance with the agreement, for any loss, expense or damage occasioned by the use of this Verification. Only the Client is authorized to permit copying or distribution of this Verification. Any use of the Intertek name or one of its marks for the sale or advertisement of the tested material, product or service must first be approved in writing by Intertek. The observations and test/inspection results referenced in this Verification are relevant only to the sample tested/inspected. This Verification by itself does not imply that the material, product, or service is or has ever been under an Intertek certification program.

## APPENDIX: Test Verification of Conformity

This is an Appendix to Test Verification of Conformity Number: 210623191GZU -VOC001.

Model	iMars XG40KTR	iMars XG40KTR -S
Max.PV voltage	1100V	
MPPT voltage range	200V – 1000V	
Max.input current	26A*4	16A*4
PV Isc	32A*4	20A*4
Nominal output voltage	3/N/PE, 230/400V	
Nominal output Frequency	50/60Hz	
Max.output current	64.3A	
Rated output power	40KW	
Max.apparent power	44KVA	
Power factor range	0.8Leading – 0.8 lagging	
Safety level	Class I	
Ingress Protection	IP 66	
Operation Ambient Temperature	-30°C - +60°C	
Software version	V1.0	



### Signature

**Name: Jason Fu**

**Position: Supervisor**

**Date: 02 Dec 2021**

This Verification is for the exclusive use of Intertek's client and is provided pursuant to the agreement between Intertek and its Client. Intertek's responsibility and liability are limited to the terms and conditions of the agreement. Intertek assumes no liability to any party, other than to the Client in accordance with the agreement, for any loss, expense or damage occasioned by the use of this Verification. Only the Client is authorized to permit copying or distribution of this Verification. Any use of the Intertek name or one of its marks for the sale or advertisement of the tested material, product or service must first be approved in writing by Intertek. The observations and test/inspection results referenced in this Verification are relevant only to the sample tested/inspected. This Verification by itself does not imply that the material, product, or service is or has ever been under an Intertek certification program.